

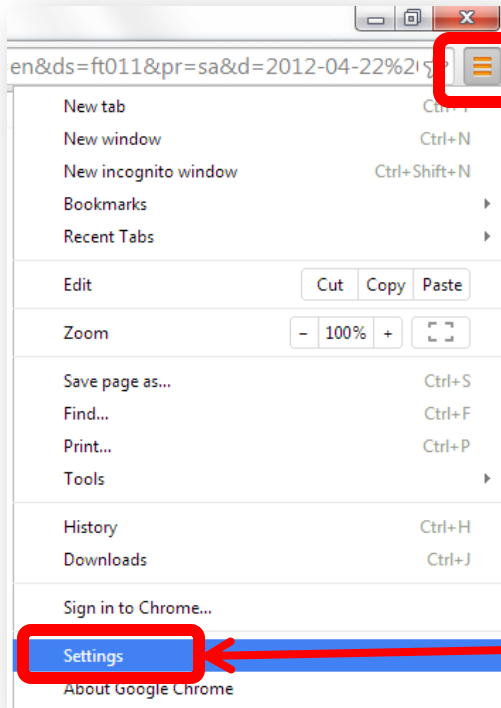
# Pop Up Blockers

Google Chrome

1<sup>st</sup> – Open Google Chrome.

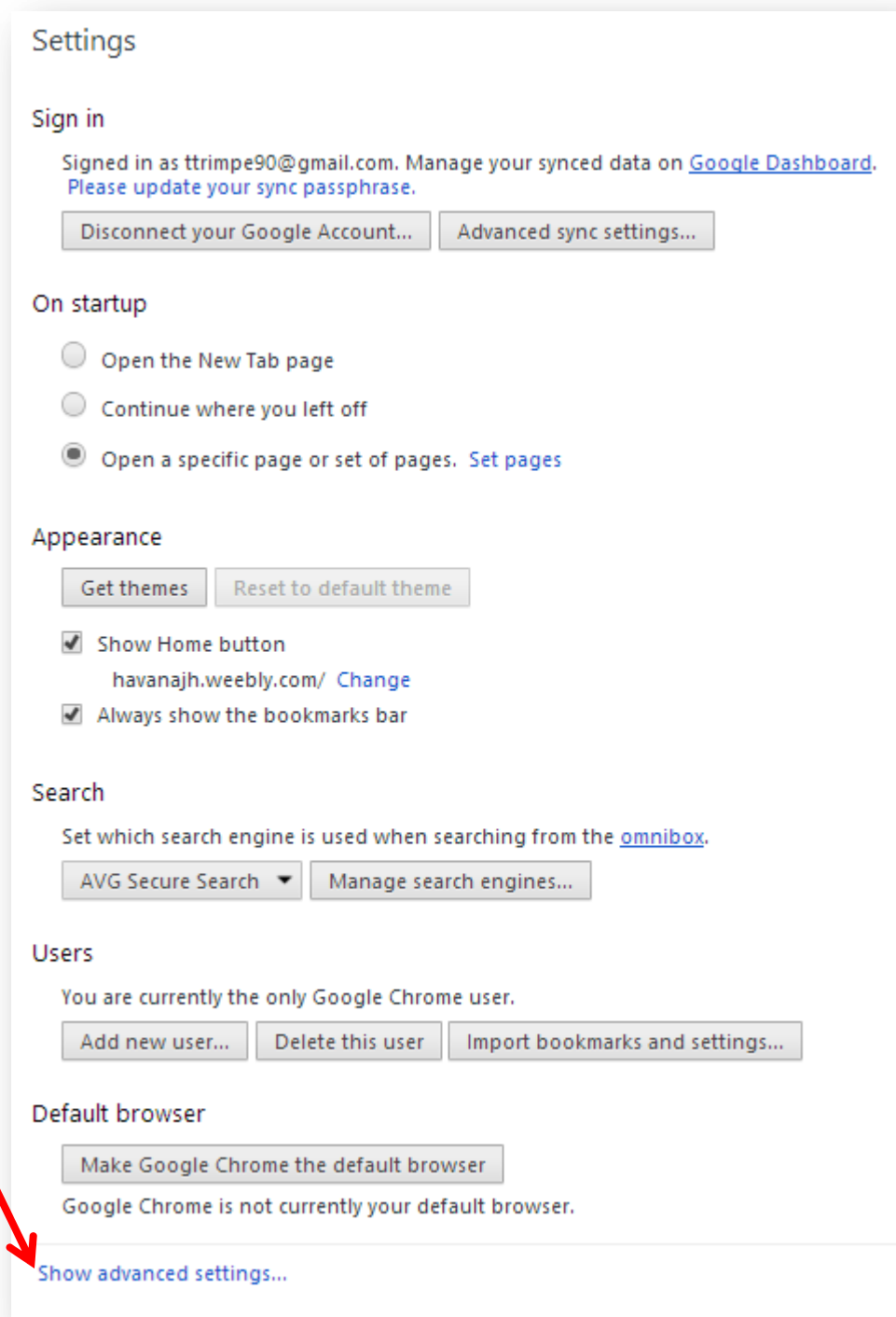


2<sup>nd</sup> - Click the Chrome menu button



3<sup>rd</sup> - Click SETTINGS.

4<sup>th</sup> – Scroll to the bottom of the page and click SHOW ADVANCED SETTINGS



Settings

Sign in

Signed in as ttrimpe90@gmail.com. Manage your synced data on [Google Dashboard](#).  
Please update your sync passphrase.

[Disconnect your Google Account...](#) [Advanced sync settings...](#)

On startup

- Open the New Tab page
- Continue where you left off
- Open a specific page or set of pages. [Set pages](#)

Appearance

[Get themes](#) [Reset to default theme](#)

- Show Home button  
[havanajh.weebly.com/](#) [Change](#)
- Always show the bookmarks bar

Search

Set which search engine is used when searching from the [omnibox](#).

[AVG Secure Search](#) [Manage search engines...](#)

Users

You are currently the only Google Chrome user.

[Add new user...](#) [Delete this user](#) [Import bookmarks and settings...](#)

Default browser

[Make Google Chrome the default browser](#)

Google Chrome is not currently your default browser.

[Show advanced settings...](#)

5<sup>th</sup> – Find the PRIVACY section.

6<sup>th</sup> – Click CONTENT SETTINGS

Settings Search engine is used when searching from the omnibox.

AVG Secure Search

Manage search engines...

Users

You are currently the only Google Chrome user.

Add new user...

Delete this user

Import bookmarks and settings...

Default browser

Make Google Chrome the default browser

Google Chrome is not currently your default browser.

Privacy

Content settings...

Clear browsing data...

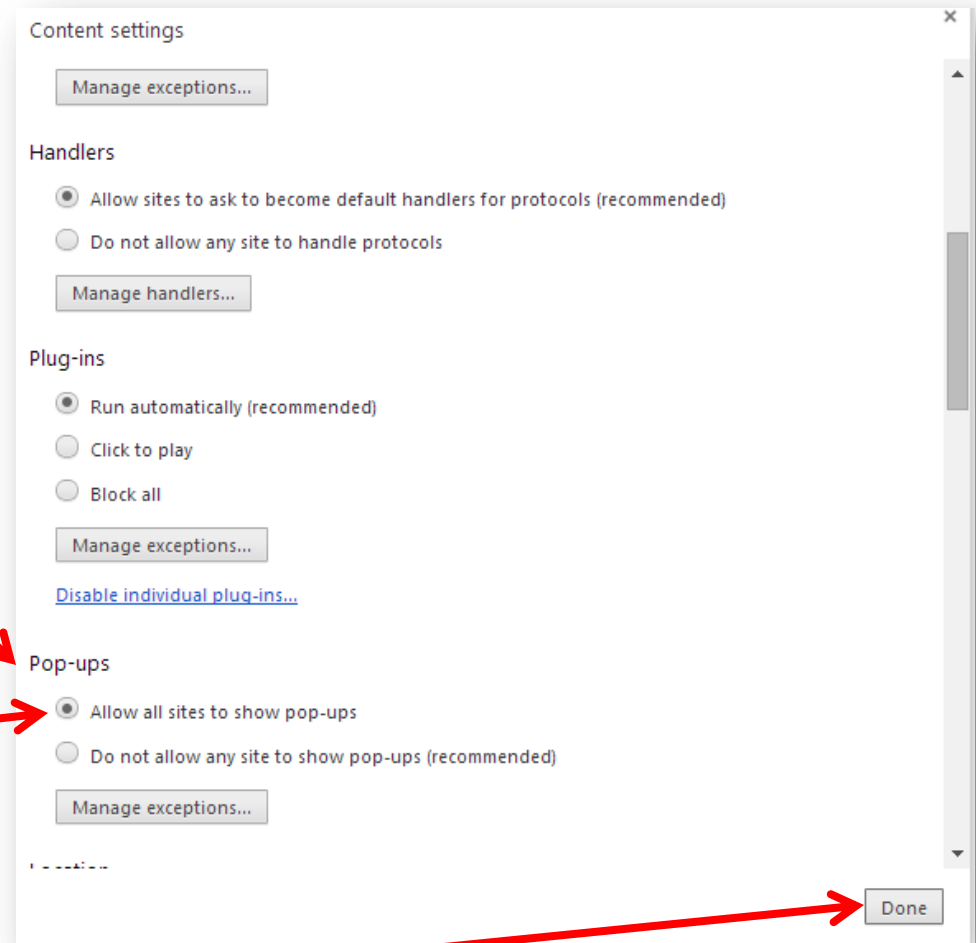
Google Chrome may use web services to improve your browsing experience. You use these services. [Learn more](#)

Use a web service to help resolve navigation errors

Use a prediction service to help complete searches and URLs typed in the address bar

7<sup>th</sup> – Scroll down the window to find the POP-UPS section.

8<sup>th</sup> – Click the button to **ALLOW ALL SITES TO SHOW POP-UPS**



9<sup>th</sup> – Click **DONE** and close the **SETTINGS** tab..